

## Application for a Licence to Install Grids/Gates – 2023/2024

**Purpose of Form:** This form will be used to process your request for a licence to install grids/gates.

I/We .....Name of land owner.....

of .....Address.....

Telephone Contact No.....

Hereby apply to the Fraser Coast Regional Council for issue of a licence for a grids/gates installed in road abutting my / our property described as

Lot..... on ..... Parish of .....

I/we attach a map showing the location, plans and specifications of the structure.

The grid/gate site is ..... kilometres from the intersection of ..... Road.

I/we agree to maintain the following conditions of License:

1. The grids/gates shall be numbered as per licence with such numbering being prominently displayed on the grids/gates.
2. \*The grids/gates shall comply at all times with the conditions and specifications as stated in current Local Laws for the Fraser Coast Regional Council.
3. Licensee is responsible to maintain the grids/gates in good order to ensure its safe use.
4. The Licensee hereby agrees to reimburse Council for all costs incurred should Council deem it necessary to carry out urgent maintenance to the grids/gates and the road approach up to 5 metres from the grids/gates for safety purposes.
5. The Licensee hereby indemnifies the Council against any claim for damages.
6. The Licensee shall remove and destroy all declared noxious weeds and plants growing in the road reserve enclosed by the grids/gates and to a distance of 5 metres either side of the grids/gates.
7. The Licensee shall provide proof with this application of a certificate of currency for public liability insurance of not less than \$20 Million or a greater amount if set by Council. The Licensee must maintain this insurance for the duration as Licensee.
8. In the event the licence is cancelled, no longer required of there is failure to pay the annual fee, removal of the grids/gates and reinstatement of the road shall be the responsibility of the Licensee. In the event this work is not carried out within 30 days from the date of cancellation of the licence, the Council may execute the work and recover the total costs of such work from the Licensee.

### **Fees (2023/24)**

1. A fee of \$678.00 will be applicable for an application for a new Grid/Gate licence within the road reserve.
2. An annual fee of \$199.00 will apply thereafter via rates notices.

Print Name..... Signature..... Date.....

### **Methods of Payment**

#### **In Person**

At a Customer Service Centre. Present this form intact with cash, cheque, EFTPOS or credit card at Customer Service Centres between 8:15am – 4:30pm Monday – Friday

#### **By Phone**

Contact a Customer Service Centre on 1300 79 49 29 for credit card payment of lodged and complete applications between 8:15am – 4:30pm Monday – Friday

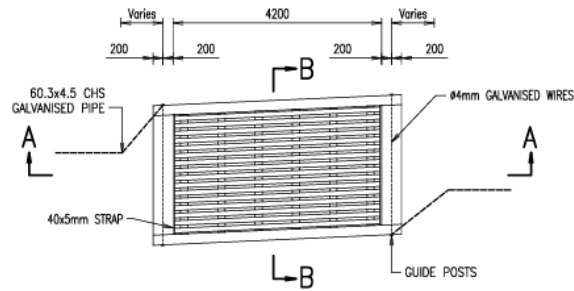
#### **By Mail**

Post with cheque/money order only to:-  
 Chief Executive Officer  
 Fraser Coast Regional Council  
 PO Box 1943  
 HERVEY BAY QLD 4655

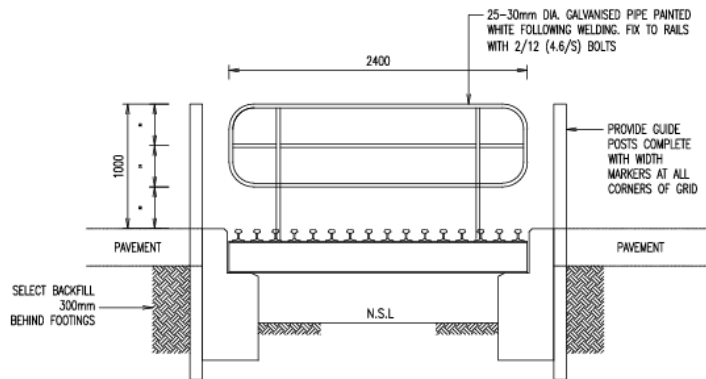
#### **OFFICE USE ONLY**

Application Fee: ..... Receipt No: ..... Date Rec: .....

Licence No: ..... Register Updated: .....



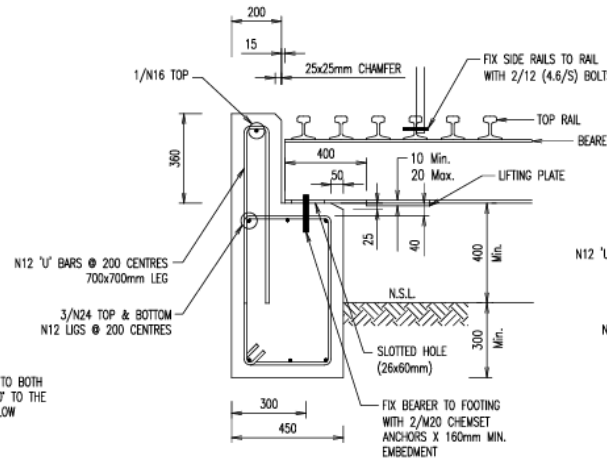
SECTION A-A



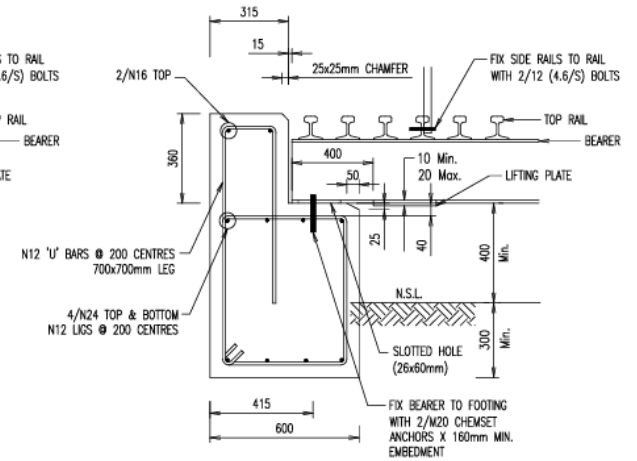
SECTION B-B

NOTES:


1. EXTEND FOOTINGS 300mm MIN. BEYOND EACH END OF TOP RAILS.
2. FOOTING SHOWN FOR CAST INSITU. PREFABRICATED UNITS MANUFACTURED BY OTHERS TO BE SUBJECT TO FCRC FINAL APPROVAL.
3. GRIDS SHALL BE CONSTRUCTED OF DISUSED RAILWAY LINE, STEEL OR PRECAST CONCRETE.
4. ALL CONCRETE IS TO BE N32 GRADE WITH A 40mm MIN. COVER.
5. GRIDS IN EXCESS OF 2400mm IN WIDTH SHALL HAVE A CENTRE SUPPORT.
6. GRIDS IN EXCESS OF 4200mm IN LENGTH SHALL INCLUDE BEARERS AT 800mm CENTRES OR PART THEREOF.
7. THE FOUNDATION TO FOOTING SHALL PROVIDE AN ALLOWABLE BEARING PRESSURE OF 200kPa. REFER ALTERNATIVE FOOTING SECTION FOR BEARING CAPACITY OF 150kPa.
8. GEOTECHNICAL TESTING IS REQUIRED TO CONFIRM THE BEARING CAPACITY.



FOOTING SECTION  
MIN BEARING CAPACITY 200 KPA



ALTERNATE FOOTING SECTION  
MIN BEARING CAPACITY 150 KPA



4.2m SPAN  
Grid rails - BHP 22  
Bearers - 250 UB37

F				
E				
D				
C				
B				
A	ORIGINAL ISSUE			
REV	DETAILS OF AMENDMENTS	APPROVED	DATE	

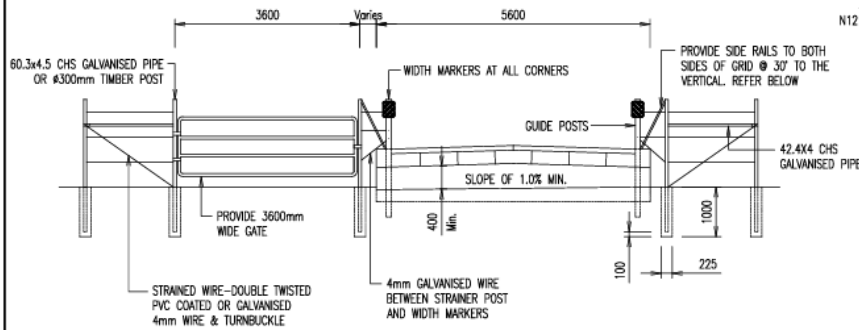
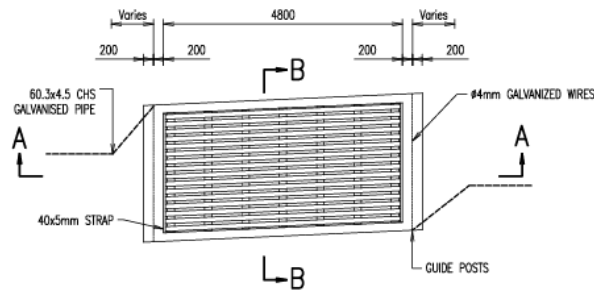


**Fraser Coast**  
REGIONAL COUNCIL

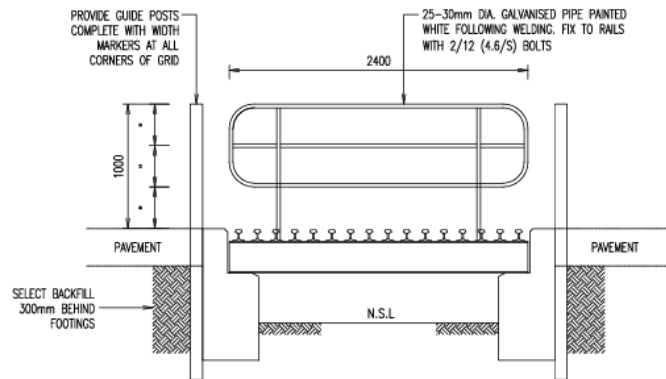
DESIGN SPECIFICATION A - GRAVEL ROAD  
LICENSED GATES AND GRIDS

DESIGN OFFICE	CHECKED	APPROVED BY DIRECTOR INFRASTRUCTURE SERVICES	DATE
	CR*	Davendra Naidu*	11/20

STANDARD DRAWING	
SHEET	1 OF 1
STANDARD DRAWING No:	
A3	FC-270-08



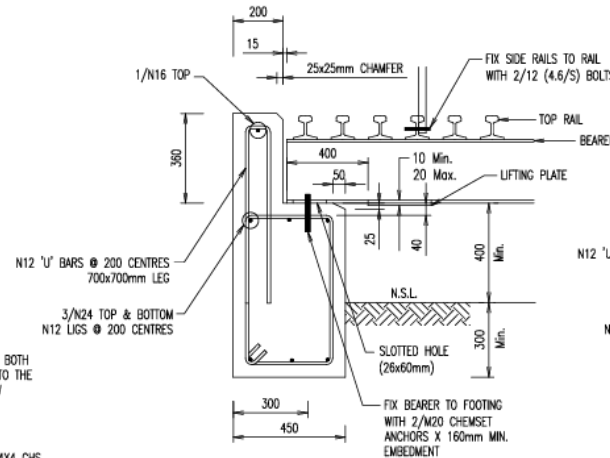
SECTION A-A



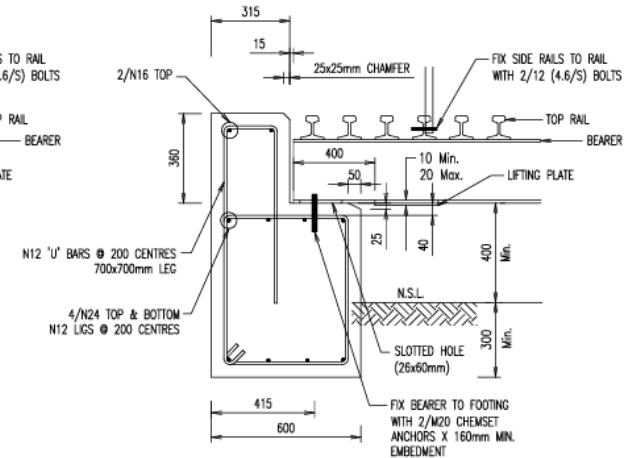
SECTION B-B

NOTES:


1. EXTEND FOOTINGS 300mm MIN. BEYOND EACH END OF TOP RAILS.
2. FOOTING SHOWN FOR CAST INSITU. PREFABRICATED UNITS MANUFACTURED BY OTHERS TO BE SUBJECT TO FCRC FINAL APPROVAL.
3. GRIDS SHALL BE CONSTRUCTED OF DISUSED RAILWAY LINE, STEEL OR PRECAST CONCRETE.
4. ALL CONCRETE IS TO BE N32 GRADE WITH A 40mm MIN. COVER.
5. GRIDS IN EXCESS OF 2400mm IN WIDTH SHALL HAVE A CENTRE SUPPORT.
6. GRIDS IN EXCESS OF 4200mm IN LENGTH SHALL INCLUDE BEARERS AT 800mm CENTRES OR PART THEREOF.
7. THE FOUNDATION TO FOOTING SHALL PROVIDE AN ALLOWABLE BEARING PRESSURE OF 200kPa. REFER ALTERNATIVE FOOTING SECTION FOR BEARING CAPACITY OF 150kPa.
8. GEOTECHNICAL TESTING IS REQUIRED TO CONFIRM THE BEARING CAPACITY.



FOOTING SECTION  
MIN BEARING CAPACITY 200 KPA



ALTERNATE FOOTING SECTION  
MIN BEARING CAPACITY 150 KPA



4.8m SPAN  
GRID RAILS -- BHP 22  
BEARERS -- 250 UB37

F				
E				
D				
C				
B				
A	ORIGINAL ISSUE			
REV	DETAILS OF AMENDMENTS	APPROVED	DATE	

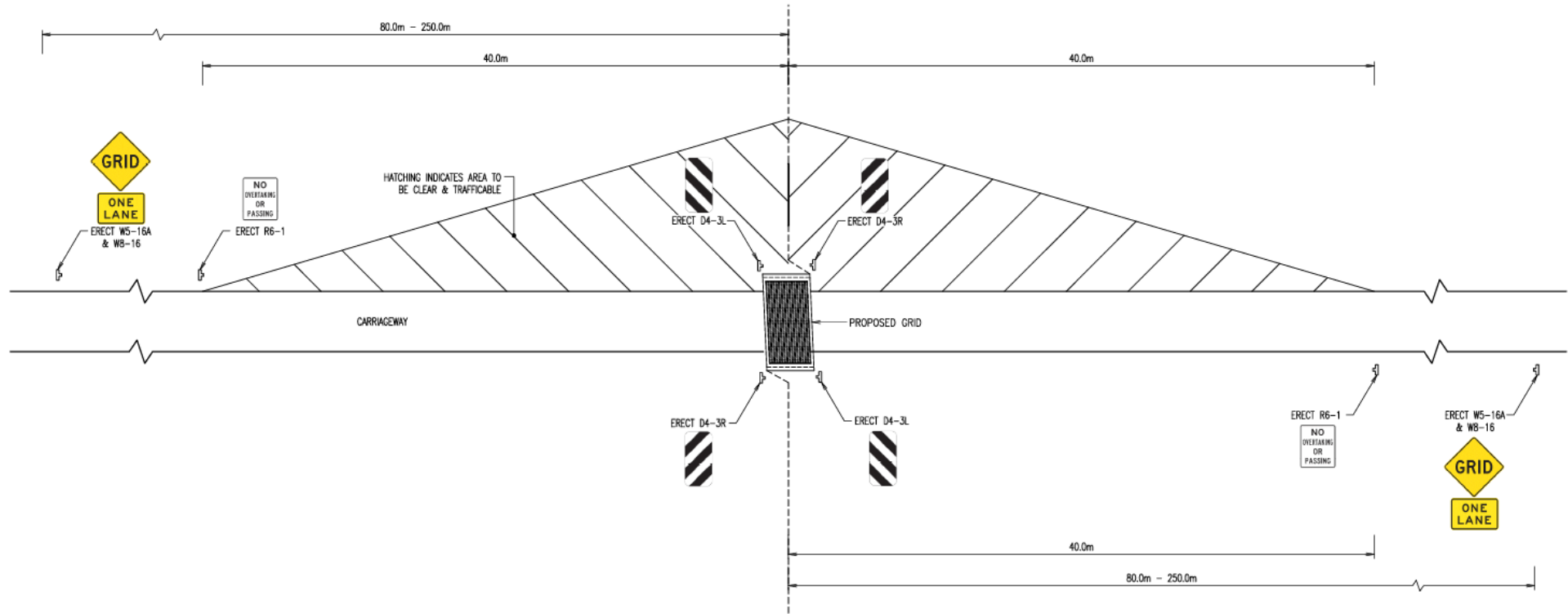


Fraser Coast  
REGIONAL COUNCIL

DESIGN SPECIFICATION B -- SEALED ROAD  
LICENSED GATES AND GRIDS

DESIGN OFFICE	CHECKED	APPROVED BY DIRECTOR INFRASTRUCTURE SERVICES	DATE
	CR*	Darindar Naidoo*	11/20
		* SIGNED ORIGINAL HELD IN THE DESIGN OFFICE	

STANDARD DRAWING	
SHEET	1 OF 1
STANDARD DRAWING No:	
A3	FC-270-09
A	



F			
E			
D			
C			
B			
A	ORIGINAL ISSUE		---
REV	DETAILS OF AMENDMENTS	APPROVED	DATE



DESIGN SPECIFICATION C -- SITE LAYOUT  
LICENSED GATES AND GRIDS

DRAWN DESIGN OFFICE	CHECKED CR*	APPROVED BY DIRECTOR INFRASTRUCTURE SERVICES Davendra Naidoo*	DATE 11/20
---------------------------	----------------	--	---------------

STANDARD DRAWING			
SHEET	1	OF	1
STANDARD DRAWING No:			
A3	FC-270-10		
A			

\* SIGNED ORIGINAL HELD IN THE DESIGN OFFICE