


kanopy

Kanopy streams thoughtful entertainment to your preferred device with no fees and no commercials by partnering with public libraries and universities. Everyone from film scholars to casual viewers will discover remarkable and enriching films on Kanopy. Log in with your library membership and enjoy our diverse catalog with new titles added every month.

1. Accessing Kanopy from a PC

From your PC's browser navigate to **www.frasercoast.kanopy.com** and click the 'continue' button.



2. Create a new account

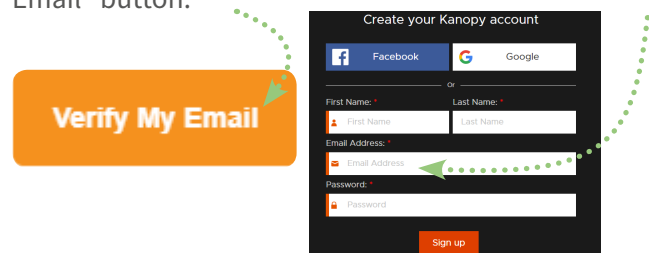
Click on 'SIGN UP' at top right side of the page.



Kanopy gives the option of creating an account by linking with services such as Facebook or Google. Alternatively you can create an account with another email address.

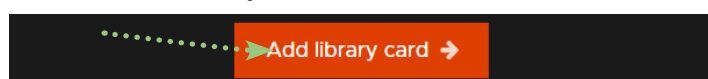
Once you filled in your details and password click the 'sign up' button.

Kanopy will send a verification email to your selected email account. Open the email and click the "Verify My Email" button.

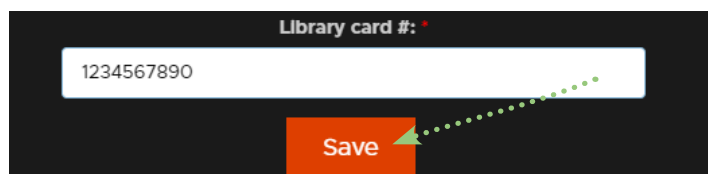


3. Add your library card

Click the 'Add library card' button.




Enter the numbers situated on the back of your library card then click 'Save'.



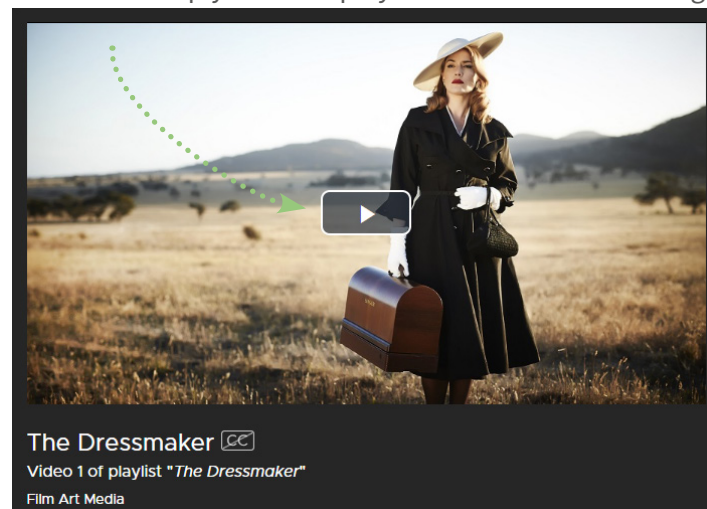
Video streaming - PC

4. Browsing and playing a video

You will now have access to Kanopy's video library. Kanopy have generously given 10 free films/videos a month to those who sign up with their library card. The number of available views left is displayed at the top right corner. Search a video by name or subject using the search bar or browse by category.



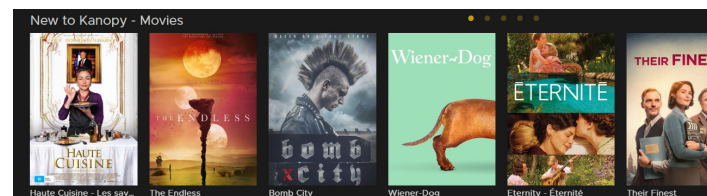
Click on the result you would like to start streaming. This will open a window with more detailed information on the video. Simply click the play button to start streaming.




To return to Kanopy's home page at any time click on the logo at top left side of screen.



The home page will list a selection of movies to browse through such as newly added movies, staff picks, popular movies and other categories.



Kanopy have added a 'Kids' section for a large selection of videos suitable for child viewing. Click on 'Kids' at the top right side of screen.





Parents can restrict access for children so they cannot exit 'Kanopy Kids'. To set this up visit **www.kanopy.com/parentalcontrols** and click 'Turn On'.

kanopy

Kanopy streams thoughtful entertainment to your preferred device with no fees and no commercials by partnering with public libraries and universities. Everyone from film scholars to casual viewers will discover remarkable and enriching films on Kanopy. Log in with your library membership and enjoy our diverse catalog with new titles added every month.

1. Accessing Kanopy from a tablet

From your tablet launch either Apple's App Store or Google's Play Store and search for Kanopy. Click 'Get' or 'Install' and accept device notifications to start installation then launch the app.



2. Signing up

Kanopy gives the option of creating an account by linking with services such as Facebook or Google. Alternatively you can create an account with another email address.

Once you filled in your details and password click the 'sign up' button.

Kanopy will send a verification email to your selected email account. Open the email and click the "Verify My Email" button.

3. Find your library and add library card

Once you have signed up you will be prompted to search for your library. Type Fraser Coast and select Fraser Coast Libraries - Queensland from list.

Enter the numbers situated on the back of your library card then click 'Verify'.


4. Browsing and playing a video

You will now have access to Kanopy's video library. Kanopy have generously given 10 free films/videos a month to those who sign up with their library card. The number of available views left is displayed at the top right corner. Search a video by name or subject using the search bar or browse by category.




Browse by category

Search



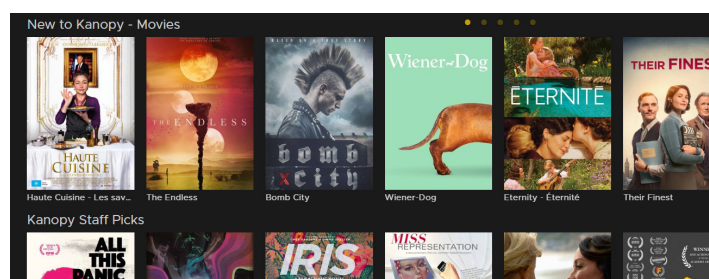
Click on the result you would like to start streaming. This will open a window with more detailed information on the video. Simply click the play button to start streaming.



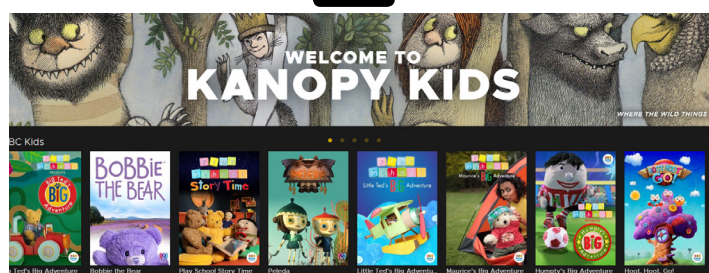
To return to Kanopy's home page at any time click the menu and select 'Home' from the drop down list.



The home page will list a selection of movies to browse through such as newly added movies, staff picks, popular movies and other categories.



Kanopy have added a 'Kids' section for a large selection of videos suitable for child viewing. Click on 'Kids' at the top left side of screen.



Parents can restrict access for children so they cannot exit 'Kanopy Kids'. To set this up visit www.kanopy.com/parentalcontrols and click 'Turn On'.