



Every **\$100** of your rates and charges enables Council to deliver a range of services



\$30.81

Roads, bridges and drainage



\$29.86

Water, sewerage and waste



\$13.09

Parks, streetlights and foreshores



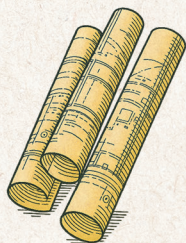
\$12.51

Customer service, community support and facilities



\$5.41

Libraries, galleries and the Brolga Theatre



\$4.12

Planning and development services



\$2.42

Animal management, rangers and public health



\$1.78

Economic development and major projects

Key highlights of Council's 2025/26 budget

\$180 million

for water, waste and sewerage

\$128 million

for roads, bridges, footpaths, coastal protection, and drainage

\$89 million

for economic development, tourism and major projects

\$40 million

for parks, pools, playgrounds and cemeteries

\$15 million

for arts and cultural facilities



↑ Rising costs



Gravel
↑ **62%**



Earthworks
↑ **100%**



Footpath
replacements
↑ **58%**




Bitumen reseals
↑ **67%**

↓ Falling support

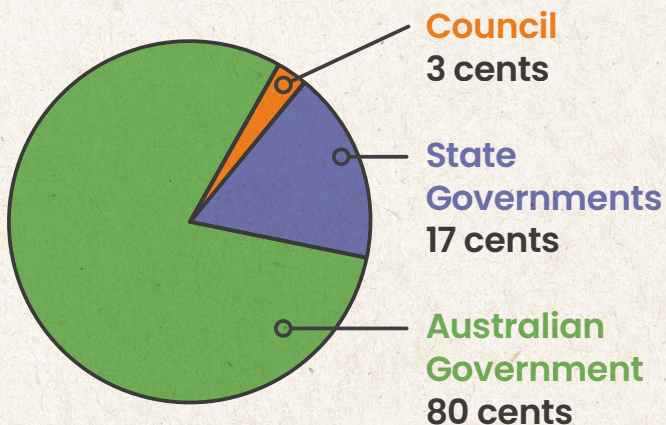


Financial Assistance Grants
↓ **\$5 million**




Waste tax rebate
↓ **\$1 million this year**
(↓ \$22 million over six years)

Councils get **3c in every \$1 of tax** you pay and deliver the services you use every day



Growth doesn't pay **for itself**



Rates from
new properties
\$4.5 million

Cost to deliver
services
\$7.2 million