

Pedestrian Clear Zone

Standards Sheet – Issued with Footpath Dining & Display of Goods Approvals

STANDARDS

This sheet sets out the mandatory pedestrian clear zones and spacing requirements that must be maintained at all times when operating footpath dining or displaying goods on a Council-controlled footpath.

These requirements ensure safe pedestrian movement, visibility, access for people with disabilities, prams and mobility aids, and compliance with Council's Local Laws.

General Requirements

At all times:

- Clear zones must remain unobstructed
- Staff must not serve customers within the clear zone
- Furniture must remain within the approved area
- Items must be removed during extreme weather
- The operator is responsible for ensuring compliance at all times

Mandatory Pedestrian Clear Zone

A minimum 2.0 metre (2m) unobstructed pedestrian clear zone must be provided on standard footpaths.

A minimum 2.5 metre (2.5m) clear zone is required on high-usage footpaths (or more if stated in the approval).

This clear zone must remain free of:

- tables, chairs, umbrellas
- merchandise, racks or displays
- signs, barriers, planter boxes
- any other objects

The clear zone must be continuous and allow pedestrians to move safely from one end of the footpath to the other.

Vertical Clearance

A minimum vertical clearance of 2 metres must be maintained above the pedestrian clear zone.

This applies to:

- Umbrellas
- Awnings
- wind-breakers
- shade structures

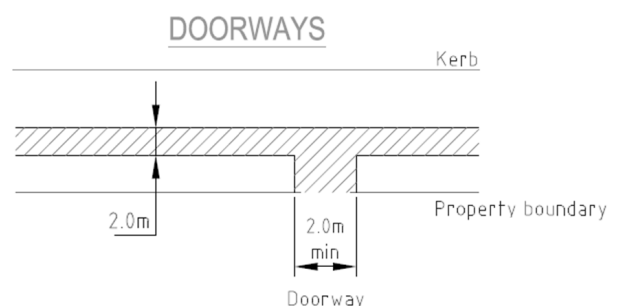
Nothing may overhang into the clear zone below 2m height.

Doorways

To maintain safe access into shops and ensure visibility:

- A clear zone of 2 metres must be maintained at all doorways
- This zone must connect back to the main pedestrian clear zone

No items may be placed in this area.



Car Parking Areas (Parallel or Angled Parking)

A 0.4 metre space from the kerb must be kept clear to allow passengers to open car doors and safely access the footpath.

No furniture or goods may be placed within this area.

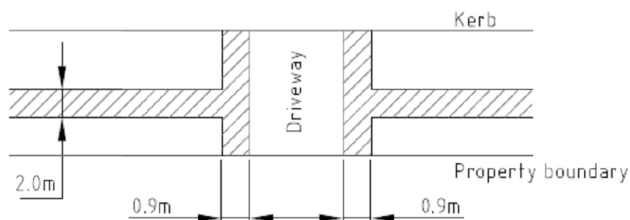
Driveways

A clear space of 0.9 metres on each side of a driveway must be maintained to allow:

- pedestrians to be visible to vehicles
- vehicles to be visible to pedestrians

No furniture, goods or equipment may be placed within this driveway clear zone.

DRIVEWAYS



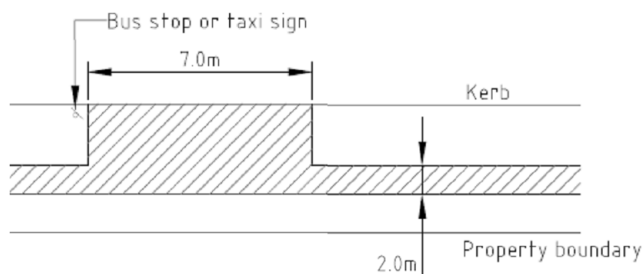
Bus & Taxi Zones

A clear distance of 7 metres along the kerb from the bus/taxi zone sign must be kept clear back to the pedestrian clear zone.

This area must be unobstructed for:

- queuing passengers
- persons alighting or boarding vehicles

BUS AND TAXI ZONES



Pedestrian Crossings

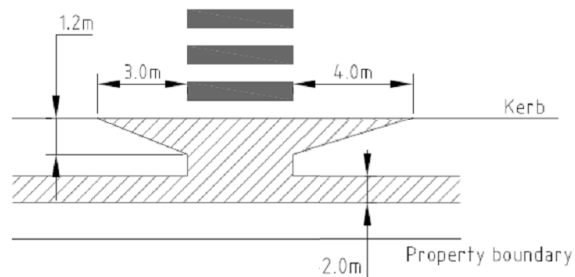
Clear zones must be maintained for visibility at all crossings.

Minimum distances:

- 4 metres from the approach side of the crossing (oncoming traffic)
- 3 metres from the departure side (outgoing traffic)
- These distances extend 1.2 metres to the pedestrian clear zone

Nothing may obstruct sight lines within these areas.

PEDESTRIAN CROSSINGS



Intersections

A designated visibility clear zone must be maintained at intersections.

Businesses must not place items where they:

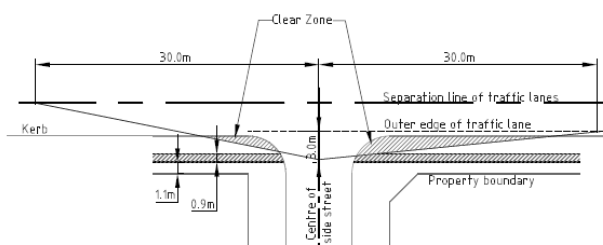
- obstruct a driver's line of sight
- impact visibility of pedestrians
- interfere with safe entry or exit from the intersection

The line of sight extends:

- from a point 3 metres in from the traffic lane
- to 30 metres along the intersecting road

Nothing is permitted within this zone.

INTERSECTIONS



Additional Information

To obtain additional information about moveable advertising devices, please feel free to reach out to the Council using any of the following methods:

- Visit the Trading on footpaths section on the website: <https://www.frasercoast.qld.gov.au>
- Contact us by phone at 1300 79 49 29.
- Send an email to: enquiry@frasercoast.qld.gov.au

#5344225v1